

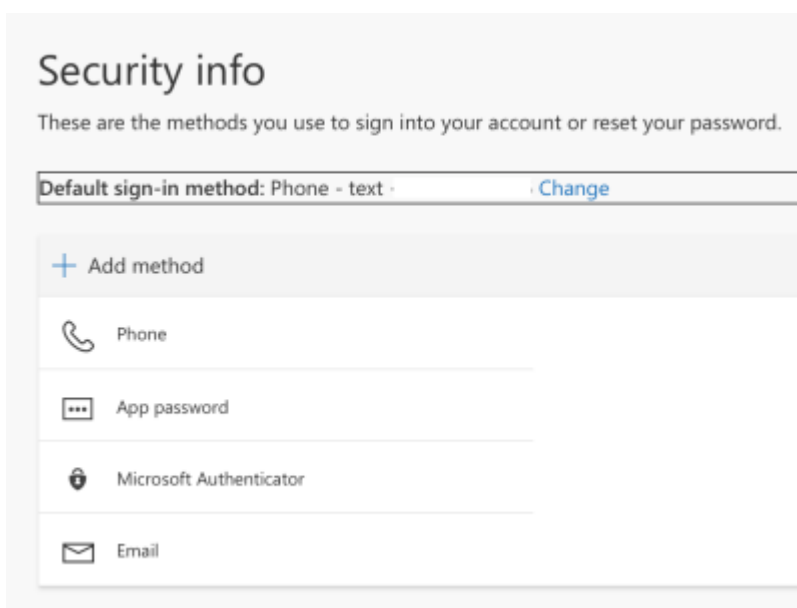
# Enable Office 365 Two Factor Authentication

## Reference

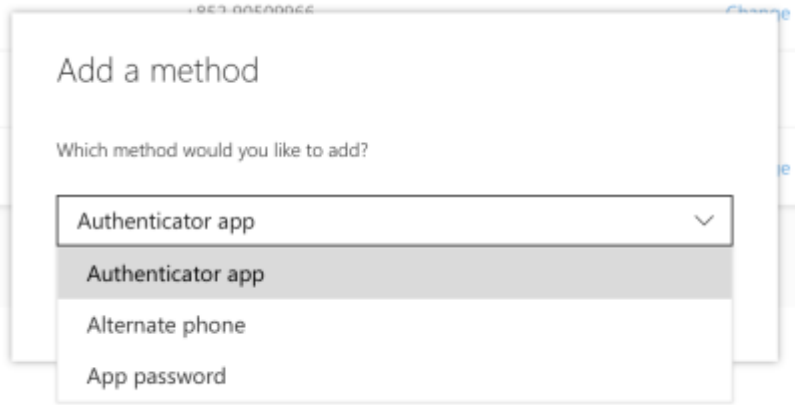
- <https://www.microsoft.com/zh-cn/account/authenticator>
- [https://support.microsoft.com/zh-cn/office/%E5%B0%86-microsoft-%E8%BA%AB%E4%BB%BD%E9%AA%8C%E8%AF%81%E4%B8%8E-microsoft-365-%E9%85%8D%E5%90%88%E4%BD%BF%E7%94%A8-1412611f-ad8d-43ab-807c-7965e5155411#ID0EAAEAAA=\\_%E6%AD%A5%E9%AA%A4\\_1](https://support.microsoft.com/zh-cn/office/%E5%B0%86-microsoft-%E8%BA%AB%E4%BB%BD%E9%AA%8C%E8%AF%81%E4%B8%8E-microsoft-365-%E9%85%8D%E5%90%88%E4%BD%BF%E7%94%A8-1412611f-ad8d-43ab-807c-7965e5155411#ID0EAAEAAA=_%E6%AD%A5%E9%AA%A4_1)
- MiUI OS install GMS

## Step by Step

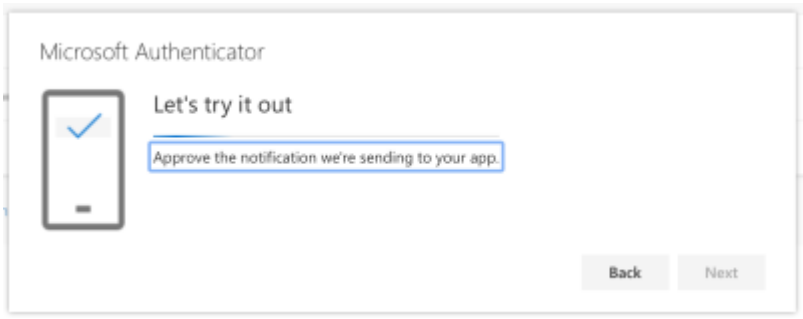
- Download and install 'Microsoft Authenticator' on your mobile phone at <https://www.microsoft.com/zh-cn/account/authenticator>
- Login your Office 365
- click [View Account] on top-right
- choose [Security Info] on the left menu bar
- there is a list of your authentication methods
- check if 'Microsoft Authenticator' is listed, if not, click [Add method]



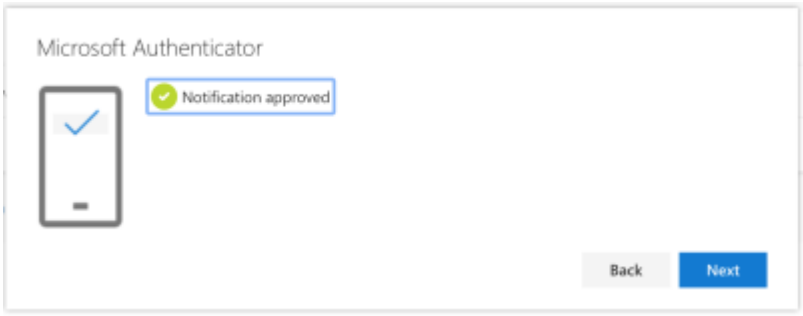
- choose 'Authenticator app'



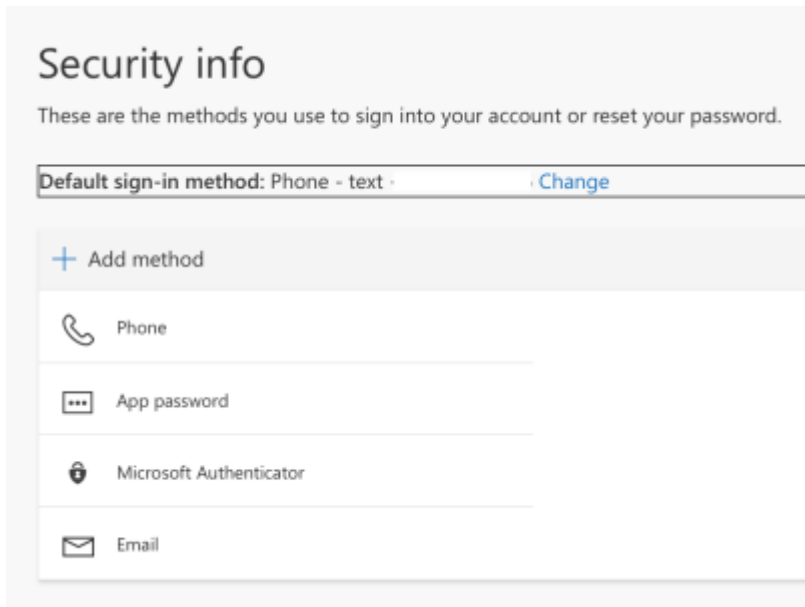
- click next a few times until you see the QR code
- scan with the microsoft authenticator app and then click next
- it will then ask you to 'approve' it on your mobile phone



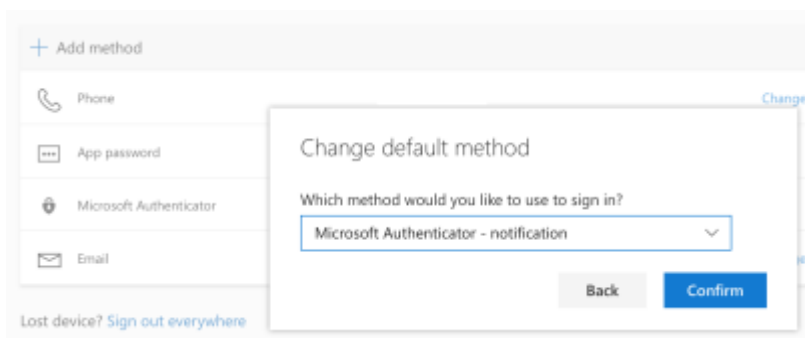
- check your mobile phone and approve it



- there should be 'microsoft authenticator' in the list



- Click the [change] button to change the 'default sign-in method' to 'Microsoft authenticator'



- Then try logout and login again, after you enter the password, it should ask you to approve it on your mobile phone

## Troubleshooting



如何使用microsoft authenitcator app

- A从具有GMS[Google mobile service]的手机或者iOS应用商店中下载microsoft authenitcator app 并使用“ 工作或学校账户 ”选项扫描QR code



如何为没有GMS的Android手机安装GMS

- A1.从系统应用商店或“ 豌豆荚”App下载GMS安装器App如：“ 谷歌安装器 ”、“ 谷歌框架安装器 ”等App2.安装GMS并重新启动手机。3.打开VPN并确保全局的App可访问外网。4.打开Google play并下载microsoft authenitcator app即可。



打开Google play后卡在“ 核对信息 ”界面超过五分钟怎么办？

A 1.进入“设置”-“应用程序管理”找到GMS相关软件并清除缓存、数据等。2.重启手机并打开VPN确保全局的App可访问外网。3.打开Google play并下载microsoft authenticator app

From: <https://wiki.questwork.com/dokuwiki/> - Questwork's Wiki

Permanent link: [https://wiki.questwork.com/dokuwiki/doku.php?id=course:office\\_365:enable\\_two\\_factor\\_authentication:start&rev=1603784005](https://wiki.questwork.com/dokuwiki/doku.php?id=course:office_365:enable_two_factor_authentication:start&rev=1603784005)

Last update: 2020/10/27 15:33

