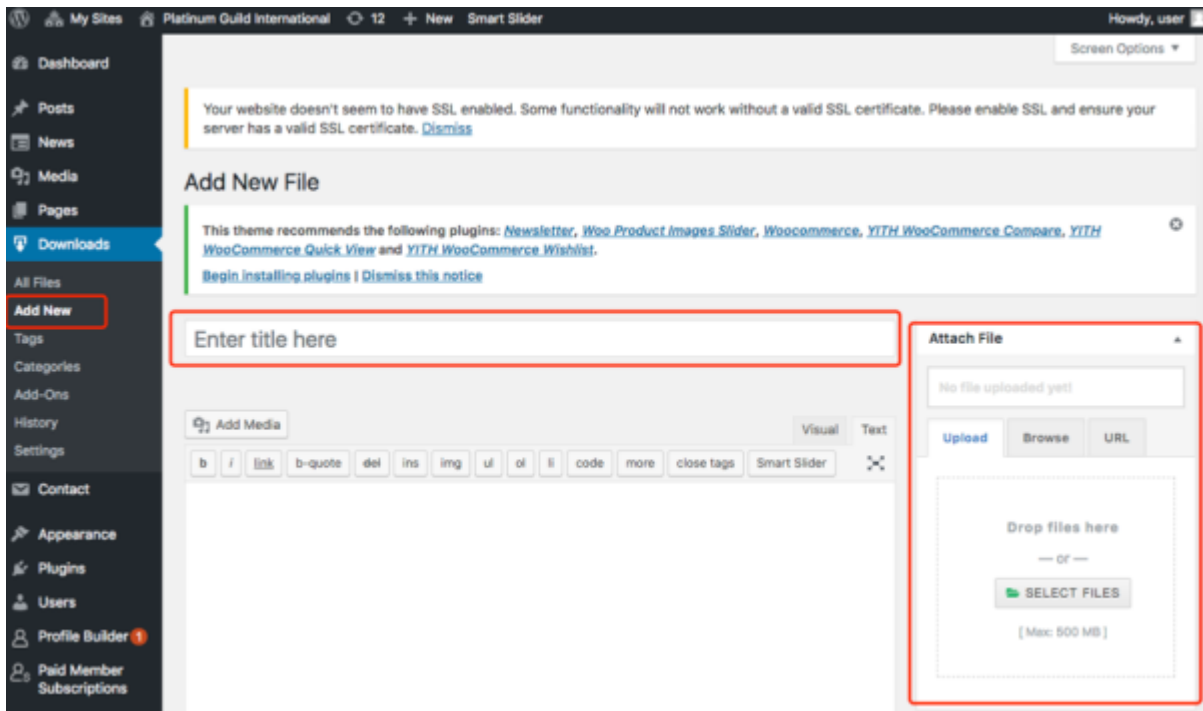


Download Manager

Reference: <https://wordpress.org/plugins/download-manager/>

Add new file(Dashboard>Download>Add New)



- 1. 输入文件的title会在网页中显示)
- 2. 拖拽 / 选择路径 / 输入文件URL上传文件
- 3. 在下面可添加文件Excerpt选择设置更改文件的显示权限、文件icon等

Excerpt

Excerpts are optional hand-crafted summaries of your content that can be used in your theme. [Learn more about manual excerpts.](#)

Custom Fields

Add New Custom Field:

Name	Value
<input type="text" value="-- Select --"/>	<input type="text"/>

Enter new

Custom fields can be used to add extra metadata to a post that you can [use in your theme.](#)

Discussion

Allow comments
 Allow [trackbacks and pingbacks](#) on this page

Author

Content Restriction

Checking only "Logged In Users" will show this wpmpro to all logged in users, regardless of user role.
Checking any user role will show this wpmpro only to users that have one of those user roles assigned.

Restriction Messages

Enable Custom Messages Check if you wish to add custom messages for this wpmpro.

Package Settings


Package Settings | Lock Options | Icons

Version:	<input type="text"/>
Link Label:	<input type="text"/>
File Size:	<input type="text"/>
Stock Limit:	<input type="text"/>
View Count:	<input type="text"/> ⓘ
Download Count:	<input type="text"/> ⓘ
Allow Access:	All Visitors ⚙
Page Template:	Select Page Template ☰

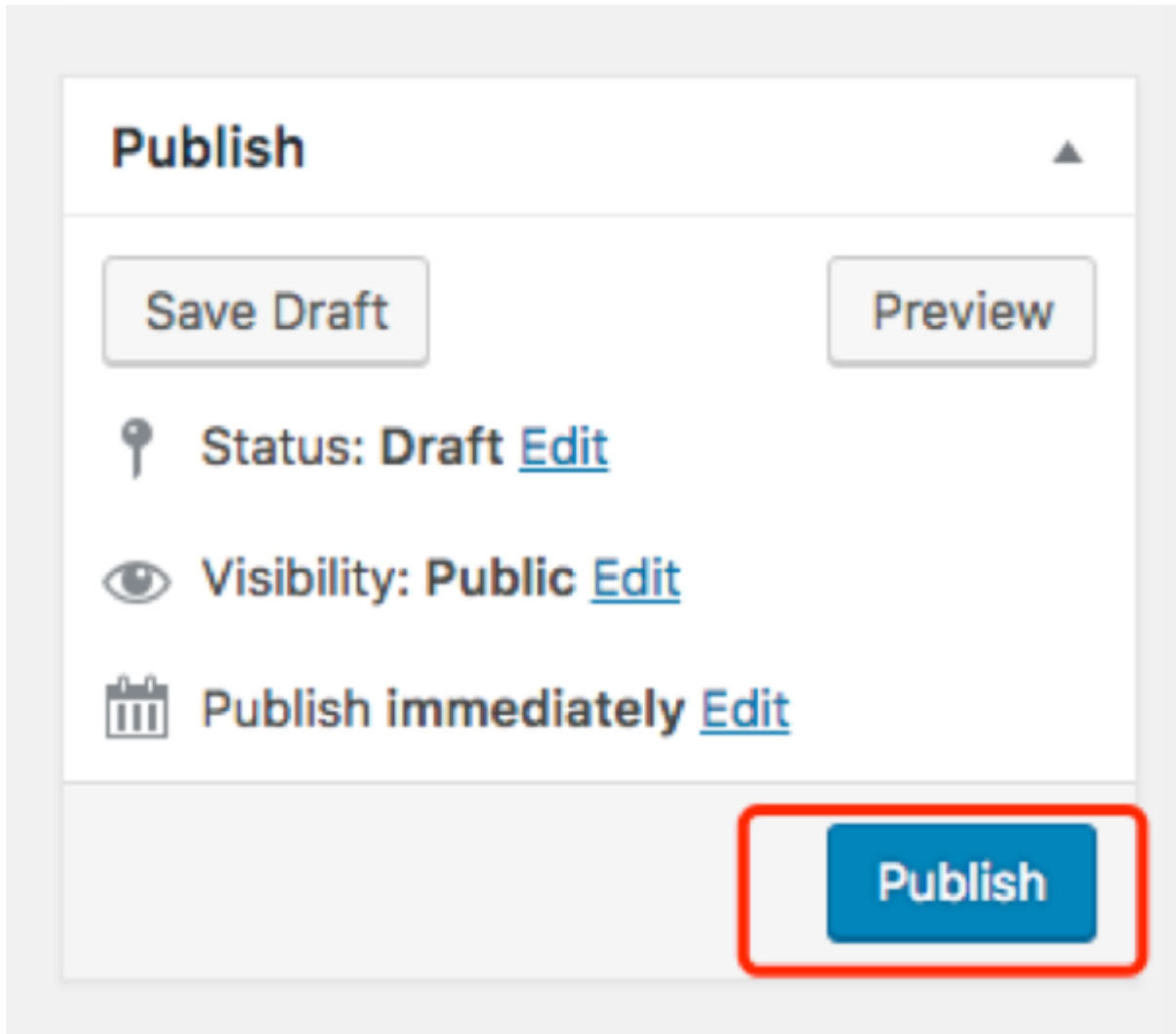
Package Settings

Package Settings | Lock Options | Icons

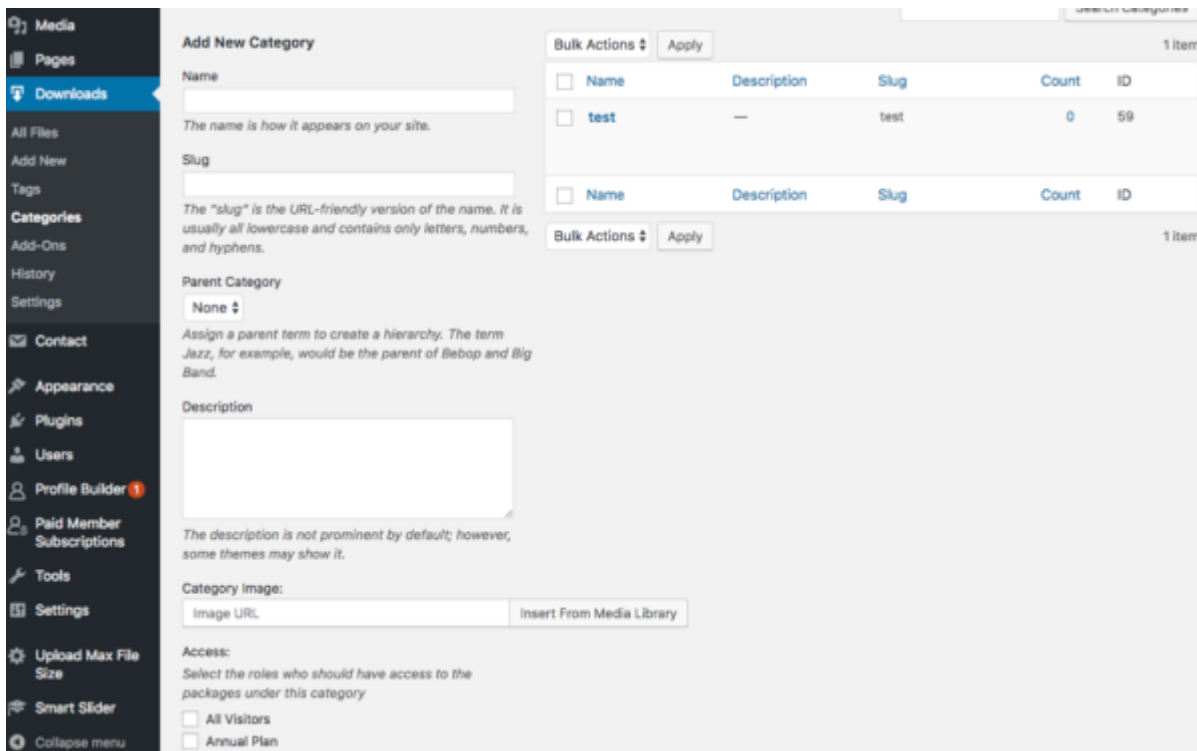
<http://platinumguild.com/wp-content/plugins/download-manager/assets/file-type-icons/down2.pn>



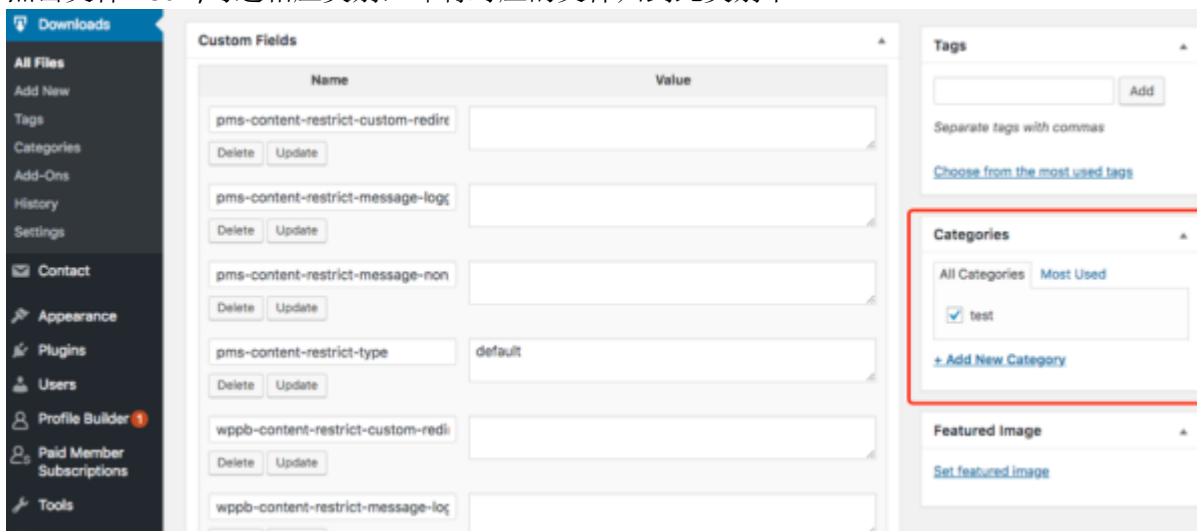
- 4. 点击 [publish] 发布保存文件



为了方便管理设置，可以在Download>Categorioes中添加文件类别对文件进行分类



- 点击文件>edit,勾选相应类别,即将对应的文件归到此类别下



Set the permission to a specific subscription users

From: <https://wiki.questwork.com/dokuwiki/> - Questwork's Wiki

Permanent link: https://wiki.questwork.com/dokuwiki/doku.php?id=course:wordpress_tutorials:download_manager:start&rev=1540521458

Last update: 2018/10/26 10:37

